

student activity 1

Name _____

Date _____

Dream Like an Architect Blueprint Brainstorm

Think of an important building in your own community that, as an architect, you would like to show some love and support to. Brainstorm some ideas by answering the questions below and illustrating your answers in the boxes provided.

What is the name of your building?

Why is this building important to your community?

What is a unique or fun fact about your building?

student activity 1

Name _____

Date _____

Dream Like an Architect Blueprint Brainstorm continued

Think of an important building in your own community that, as an architect, you would like to show some love and support to. Brainstorm some ideas by answering the questions below and illustrating your answers in the boxes provided.

What part(s) of your building could use some support?

How could repairing this building help your community?

How long do you imagine your construction would take?

student activity 2


Name _____

Date _____

Sketching Your Blueprint

Now that you've selected your building, think about what tools, community support and design you imagine post-construction. Create a blueprint by responding through illustration below.


Step 1: Draw the current look of your building




Step 2: Draw the materials or supplies you'll need for construction



Step 3: Draw what community members can do to help with construction



Step 4: Draw the tools needed for construction



Step 5: Draw any machinery that will be used in your construction



Step 6: Draw the finished look of your building after construction

